

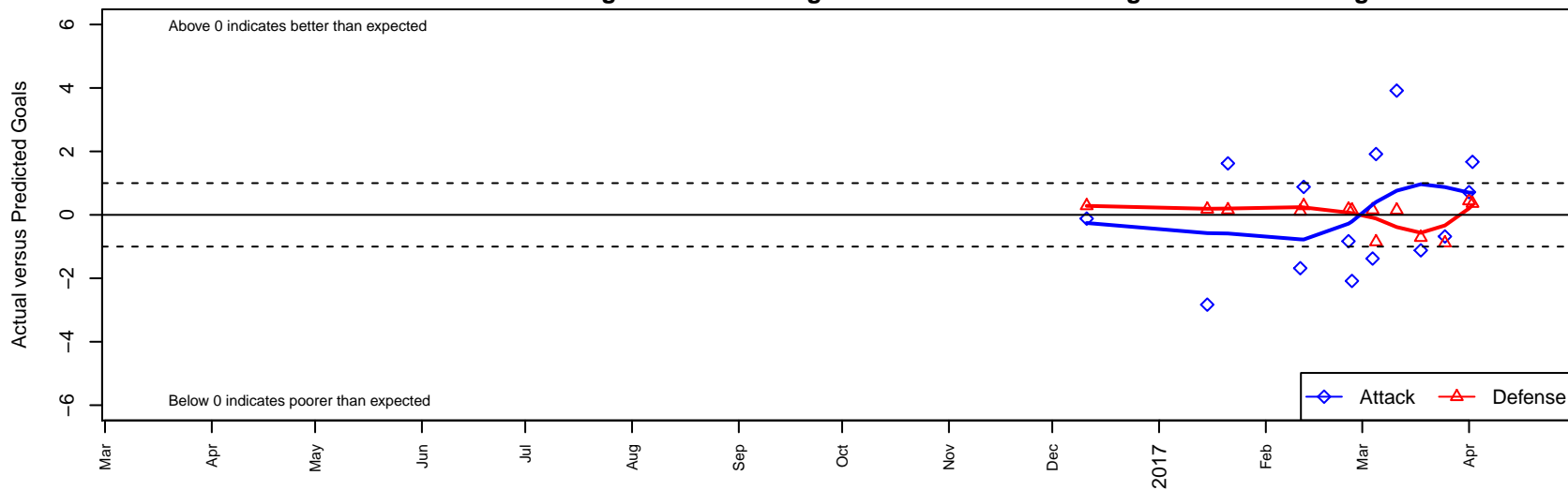
South Whidbey Reign G01

South Whidbey SC
 , WA
 G01 total strength=1604
 attack=10.94 defense=24.02
 spr league = Win NPSL Div 3 (01) U16

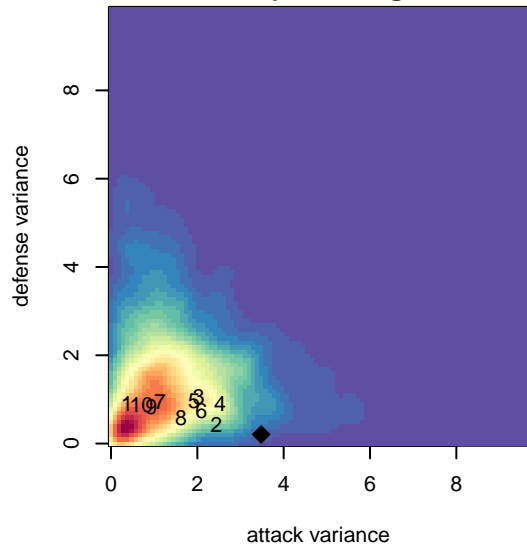
alt names used:

Venues played:
 2016 Win NPSL Division 3 (01) U16
 2016 WYS Presidents Cup G01 Division 2

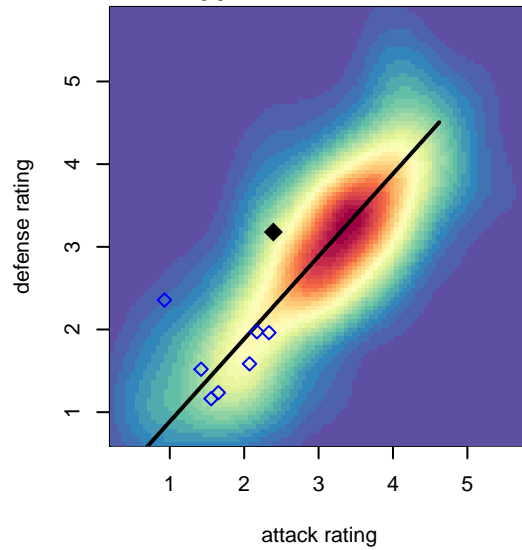
South Whidbey Reign G01
 Dots are actual minus expected GF (blue circles) and GA (red triangles).
 Blue line is smoothed change in attack strength. Red is smoothed change in defense strength.



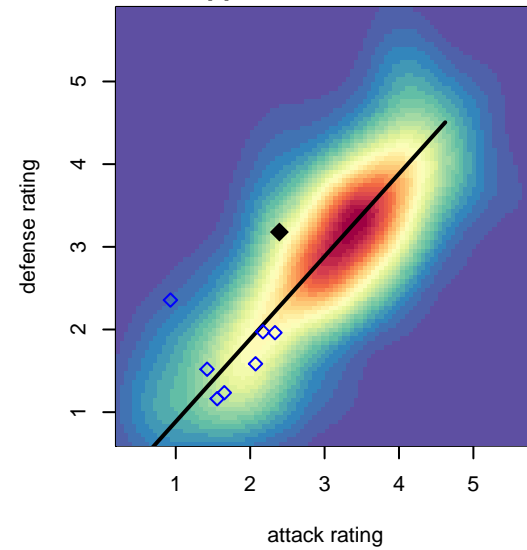
**attack and defense variance (black dot)
relative to other teams
and top 10 in region**



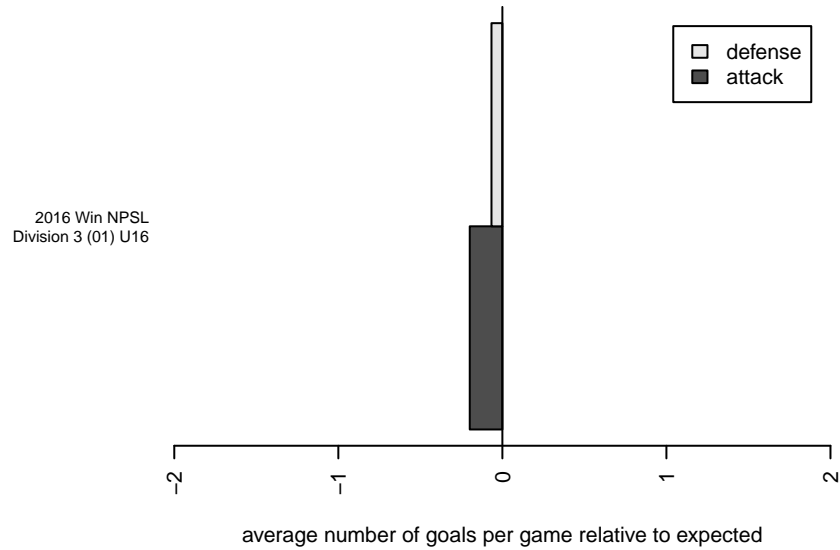
**attack and defense rating
relative to others at age
and all opponents in last 13 months**



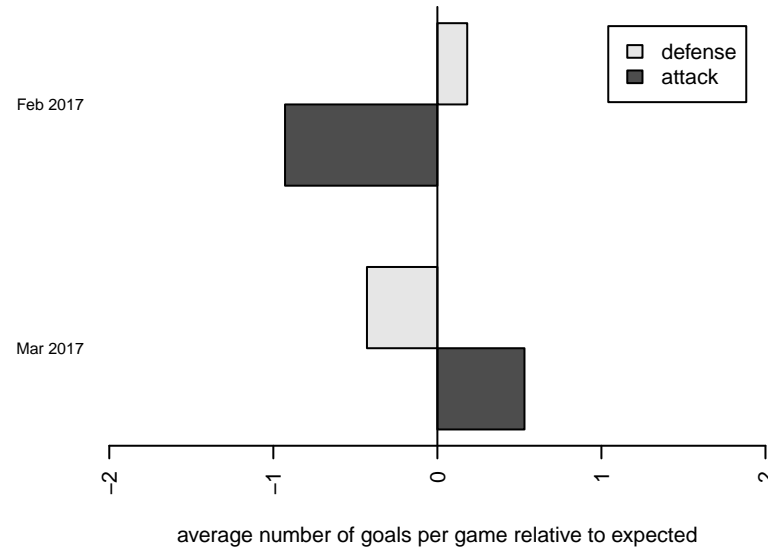
**attack and defense rating
relative to others at age
and all opponents in last 13 months**



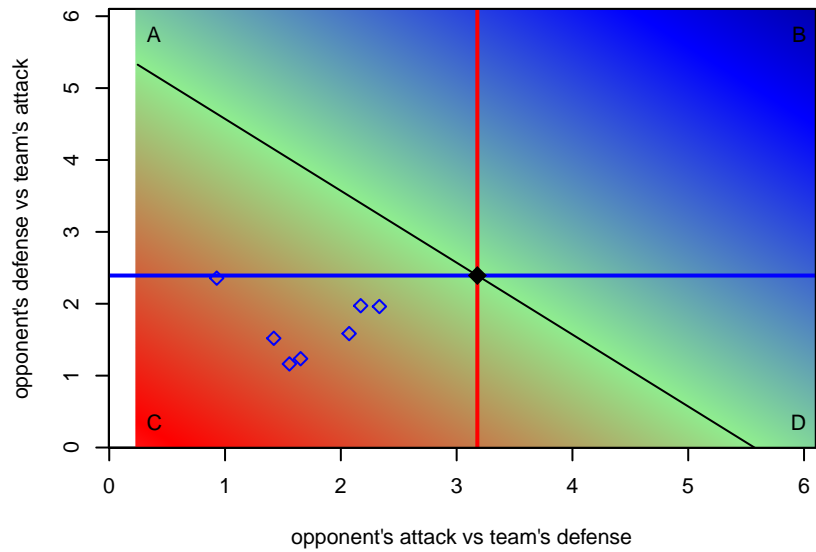
Performance relative to 13 month average



Performance relative to 13 month average



Distribution of opponents
 Red = Lose zone, Blue = Win zone, Green = Even
 Black line separates win/lose zones



lot. A=Neither has attack advantage, B=Opponent has both attack and defense advantage, C=Opponent has both attack and defense disadvantage, D=Both have

| date | home | | away | | venue | pred.home | pred.away |
|-------------|--------------------------------|---|--------------------------------|---|--|------------------|------------------|
| 2017-04-02 | South Whidbey Reign G01 | 3 | Three Rivers SC Green G01 | 0 | 2016 WYS Presidents Cup G01 Division 2 | 1.33 | 0.36 |
| 2017-04-01 | BIFC White G01 | 0 | South Whidbey Reign G01 | 2 | 2016 WYS Presidents Cup G01 Division 2 | 0.44 | 1.28 |
| 2017-03-25 | BIFC Black G01 | 1 | South Whidbey Reign G01 | 1 | 2016 Win NPSL Division 3 (01) U16 | 0.11 | 1.68 |
| 2017-03-18 | Granite Falls Thunderbirds G01 | 1 | South Whidbey Reign G01 | 1 | 2016 Win NPSL Division 3 (01) U16 | 0.29 | 2.12 |
| 2017-03-11 | South Whidbey Reign G01 | 6 | Seattle United W Blue G01 | 0 | 2016 Win NPSL Division 3 (01) U16 | 2.08 | 0.15 |
| 2017-03-05 | South Whidbey Reign G01 | 4 | Seattle United W Blue G01 | 1 | 2016 Win NPSL Division 3 (01) U16 | 2.08 | 0.15 |
| 2017-03-04 | South Whidbey Reign G01 | 2 | FWFC Fireballs G01 | 0 | 2016 Win NPSL Division 3 (01) U16 | 3.38 | 0.16 |
| 2017-02-26 | Seattle United W Blue G01 | 0 | South Whidbey Reign G01 | 0 | 2016 Win NPSL Division 3 (01) U16 | 0.15 | 2.08 |
| 2017-02-25 | South Whidbey Reign G01 | 2 | Bellevue United Lee G01 | 0 | 2016 Win NPSL Division 3 (01) U16 | 2.83 | 0.18 |
| 2017-02-12 | South Whidbey Reign G01 | 3 | Granite Falls Thunderbirds G01 | 0 | 2016 Win NPSL Division 3 (01) U16 | 2.12 | 0.29 |
| 2017-02-11 | South Whidbey Reign G01 | 0 | BIFC Black G01 | 0 | 2016 Win NPSL Division 3 (01) U16 | 1.68 | 0.11 |
| 2017-01-21 | FWFC Fireballs G01 | 0 | South Whidbey Reign G01 | 5 | 2016 Win NPSL Division 3 (01) U16 | 0.16 | 3.38 |
| 2017-01-15 | Bellevue United Lee G01 | 0 | South Whidbey Reign G01 | 0 | 2016 Win NPSL Division 3 (01) U16 | 0.18 | 2.83 |
| 2016-12-11 | Granite Falls Thunderbirds G01 | 0 | South Whidbey Reign G01 | 2 | 2016 Win NPSL Division 3 (01) U16 | 0.29 | 2.12 |